

Формирование функциональной грамотности на уроках английского языка

«**Функциональная грамотность** – это способность человека использовать приобретаемые в течение жизни знания для решения широкого диапазона жизненных задач в различных сферах человеческой деятельности, общения и социальных отношений».

А. Леонтьев

Направления функциональной грамотности



Функциональная грамотность на уроках иностранного языка – это умение применить полученные знания иностранного языка на практике.



Communication



Reading / Writing



Travelling

Издательство «Русское слово»

Авторы Ю.А. Комарова, И.В. Ларионова



Читательская грамотность

- Песни
- Рифмовки
- Сюжетные диалоги
- Комиксы



Изучение лексического и необходимого грамматического материала;
Развитие всех четырех видов деятельности: аудирование, чтение, говорение, письмо;



Варианты заданий для формирования читательской грамотности:

16 Прочитай.



This is
can fly ar
swans in l

These are penguins. The
but they can swim. They
fish.



This is an ostrich and these are
baby ostriches. An ostrich is a very
big bird. It is from Africa. It can
run, but it can't fly.

17 Прочитай вслух правильные утверждения.

1 Penguins can catch
fish.

2 A swan can run.

3 An ostrich can fly.

4 You can see swans
in Russia.

5 An ostrich can't run.

4 Подумай и скажи, кем притворился Бerti, чтобы не попасть в руки пиратов.
Как ты думаешь, что происходит с ключом?

5 Послушай и прочитай.

Where's the boy?
He's got the key.



Baa! Baa!

Wait a minute!
It isn't a goat.
It's a boy!

6 Верны ли эти утверждения? Скажи Yes или No.

1 It isn't a goat.
It's a boy.

Yes.

2 It has got four legs.

3 Rob has got the key.

4 He hasn't got a tail.




4

legs and a tail.

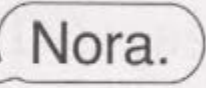
5

Ow! Ow!

5 Послушай и прочитай. 



6 Кому принадлежат эти высказывания?

1 There are lots of flowers.  Nora.








2 There's a river and there's a playground.

3 Hey, there's a swing!

4 Look, there's the key!



10 Прочитай текст, заменяя картинки словами.

On Brilliant Island there are tall  and
a long . There are lots of yellow 
and there's a very big . There are white 
and brown . But there are two horrible .

16 Прочитай.



This is London. London is in England. Can you see the clock tower? It's Big Ben. It's near the River Thames. There are lots of parks in London.

Look! This is Saint Petersburg. It is in Russia. Can you see the Neva River? Look at the green trees and the big houses.



This is New York in the USA. Can you see the Hudson River? There are lots of shops in New York and lots of parks. Can you see the island? It's Manhattan.



17 Прочитай вслух только правильные утверждения.

- 1 I can see the sea in New York.
- 2 There is a river in Saint Petersburg.
- 3 There are lots of parks in London.
- 4 I can see Big Ben in London.
- 5 I can see the sea in Saint Petersburg.
- 6 There are lots of shops in New York.

15 Прочитай.



This is a big grey elephant. Where is it? It is in the river. It is having a bath! The elephant is having a bath in the river.



Where are the zebras?
They are in the river.
They are the zebra.

16 Исправь неверные утверждения. Следуй образцу.

- 1 The lions are fighting.
- 2 The elephant is eating.
- 3 The zebras are swimming.
- 4 The giraffes are sleeping.

No, they aren't.
They are playing!



This is a giraffe. They are running. The sky is blue. The giraffes are yellow and brown.



Look at these lions. Are they fighting? No, they aren't. They are playing! They are brother and sister lions. They are yellow.

The Boehmer Family

2

1 **14** Read and listen.

Who can you see in the pictures?

2 Read the text again. Are the sentences true or false? Correct the false sentences.

- 1 The Boehmers have got 15 children.
- 2 The Boehmers' circus show has got juggling and gymnastics.
- 3 Larry and Judy have got seven sons.
- 4 Casey hasn't got two arms.
- 5 Casey has got a gold medal for juggling.
- 6 The Boehmers have got a cat called Bosco.

3 Find these words and check their meaning.

circus juggling unicycles theme park assistant

4 Read the text again and answer the questions.

- 1 What is Larry's wife's name?
- 2 Where is the Boehmer family's circus show?
- 3 What has their circus show got?
- 4 Is Casey a good juggler?
- 5 How many balls can he juggle with one hand?
- 6 What is the name of the family's pet?


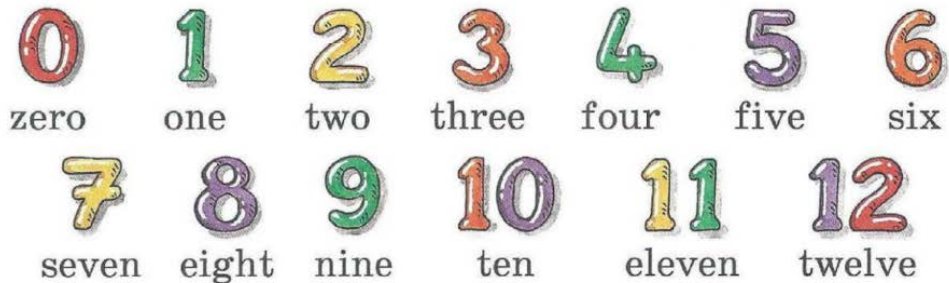
because Casey has only got one arm, but he can juggle five balls with one hand. The Boehmers have also got a dog called Bosco. Sometimes, Bosco is their assistant at the circus show!




Математическая грамотность

2 класс

12 Послушай и повтори. Запомни новые слова. 



Maths Shapes

square triangle
circle rectangle
pentagon 




square




triangle



circle

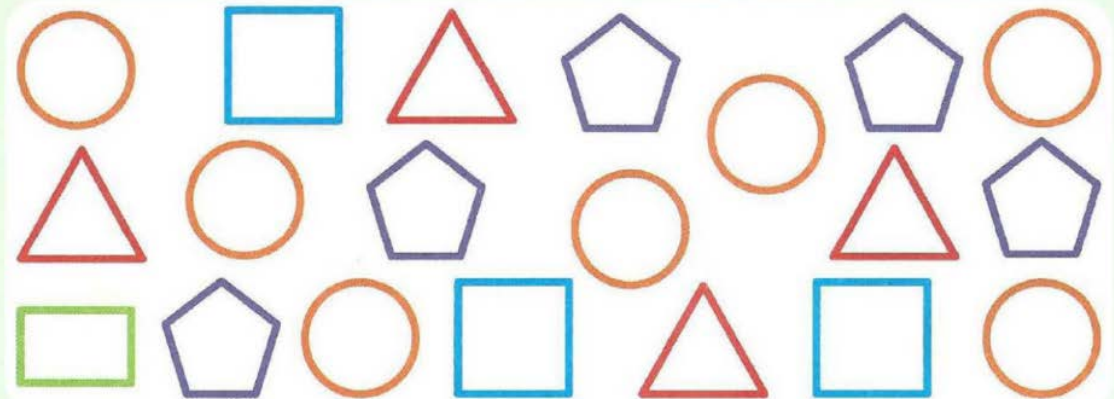


rectangle



pentagon

Сосчитай геометрические фигуры.



Математическая грамотность

3 класс


Maths Sums


plus (+) minus (-)
multiplied by (×)
divided by (÷)
equals (=)


1 Сколько ...?


One key plus two keys equals three keys.


1 key + 2 keys = 3


a  One o'clock


b  Two o'clock


c  Three o'clock

d  Four o'clock

e  Five o'clock

f  Six o'clock

g  Seven o'clock

h  Eight o'clock



I get up at seven o'clock. I drink some milk and I go to school. I like school. I like playing with my friends. I read my books and I go home at one o'clock. I have lunch at home at two o'clock. I like chicken and salad. I play basketball at three o'clock. I do my homework at five o'clock. I watch TV. I go to bed at nine o'clock. Goodnight!

Математическая грамотность

Drawing pie charts

A pie chart is a circle divided into different sectors and it is a good way to compare preferences of boys and girls. We can make two pie charts to compare preferences of boys and girls.

3 Copy and complete the table with the total number of boys and girls.

favourite sport	girls	boys
football	4	9
swimming	7	6
tennis	7	3
	... (girls)	... (boys)

Before we can draw a pie chart we need to calculate the ANGLE for each sport. To find the ANGLE we need to find the FRACTION of the total number of boys and girls for each sport and then multiply by 360 degrees.

4 Copy and complete the table with the angles.

favourite sport	girls	ANGLE	boys	ANGLE
football	$4/18 \times 360$...	$9/18 \times 360$...
swimming	$7/18 \times 360$	140	$6/18 \times 360$	120
tennis	$7/18 \times 360$	140	$3/18 \times 360$...

5 Draw the two pie charts in your notebook.

The budget

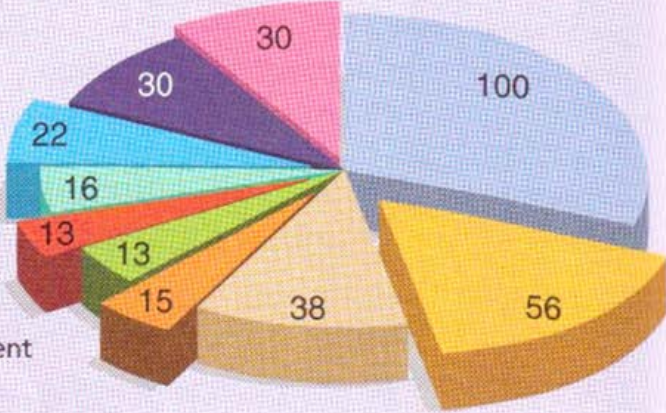
1 Match government spending with an area of the budget.

- | | |
|------------------------|--------------------|
| 1 Teachers' salaries | a) social security |
| 2 Two new tanks | b) health care |
| 3 Five new hospitals | c) education |
| 4 Unemployment benefit | d) defence |
| 5 2000 new policemen | e) law and order |

2 The pie chart on the right shows the budget of a European country. In which areas does the government spend the most? And the least?

- | | |
|-------------------|------------------------------------|
| social security | housing & environment |
| transport | defence |
| law and order | education |
| other expenditure | industry, agriculture & employment |
| health care | debt interest |

Public expenditure (Total £333 billion)



- a) Draw a circle and divide it into sectors.
- b) Measure the angles carefully with a protractor.
- c) The completed pie chart for girls looks like this.



Креативное мышление – компонент функциональной грамотности

- Стихи, песни;
- Рисование;
- Проекты;
- Нестандартные уроки;
- Творческие задания;
- Диалоги, ролевые игры, драматизация;
- Игровые технологии.

Формирование функциональной грамотности на уроках:

- способствует повышению мотивации обучающихся;
- расширяет кругозор;
- развивает творческие способности;
- помогает осознать ценности современного мира.

**«Не в количестве знаний заключается образование,
а в полном понимании и искусном применении всего
того, что знаешь»**



Адольф Дистервег